

# Victron Global Remote 2 and Victron Ethernet Remote

Obtaining system information wherever and whenever

[www.victronenergy.com](http://www.victronenergy.com)



## Victron Global Remote 2: A GSM/GPRS modem

The Global Remote is a modem which sends alarms, warnings and system status reports to cellular phones via text messages (SMS). It can also log data from Victron Battery Monitors, Multi's, Quattro's and Inverters to a website through a GPRS connection. The usage of this website is free of charge.

## Victron Ethernet Remote: A GSM/GPRS modem with Ethernet connection

The Ethernet Remote has the same functions as the Global Remote. An extra function of the Ethernet Remote is that it can connect with LAN, due to a special cable. In this way, the Ethernet Remote can be connected to the internet without a SIM-card.



**Victron Global Remote 2**

### Simple and easy to use

The idea is simple: you can use it to get SMS alarms from a Multi, a Battery System, or both. When monitoring the usage of batteries, it can be extremely helpful to receive under and overvoltage alarms; whenever they occur. For this purpose, the Global Remote is perfect. A prepaid SIM-card (for example) in combination with the Global Remote is adequate for remotely monitoring your system.

### Connections Global Remote

The Global Remote has two serial connections. The can be used to connect to a VE.Bus Multi/Quattro/Inverter unit or system. This connection needs a MK2 which is supplied with the VGR. The other connection is to connect a BMV-600S or BMV-602S Battery Monitor. To connect it to a BMV you will also need the connection kit accessory which needs to be purchased separately. The Global Remote also has a connection for an optional accessory, the VGR IO Extender.



**Victron Ethernet Remote**

### Connections Ethernet Remote

The Ethernet Remote has one serial connection. This can be used to connect to a VE.Bus Multi/Quattro/Inverter unit or system, or a BMV Battery Monitor. To connect it to a BMV you will also need the connection kit accessory which needs to be purchased separately.

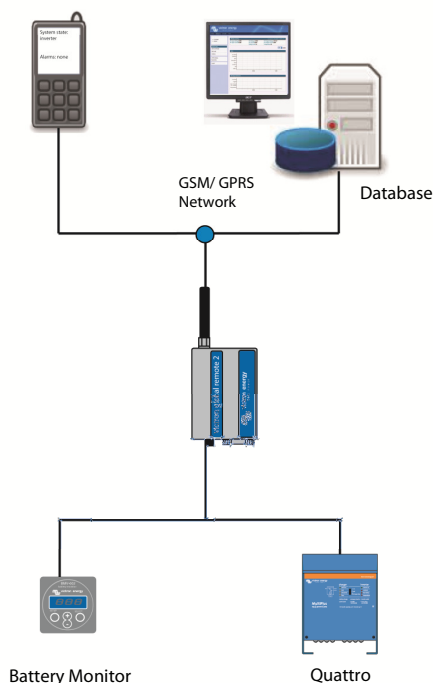
### Advanced usage: Monitoring historic data

Taking it one step further, an internet browser and -connection is all you need to view all of the data online. You can simply create an account on the website and add your modem(s). Subsequently you can configure the GPRS connection, which will enable you to monitor the historic data of several basic properties such as system voltages, power levels and status information. All of this data is graphed. These graphs are available in daily, weekly and monthly timeframes.

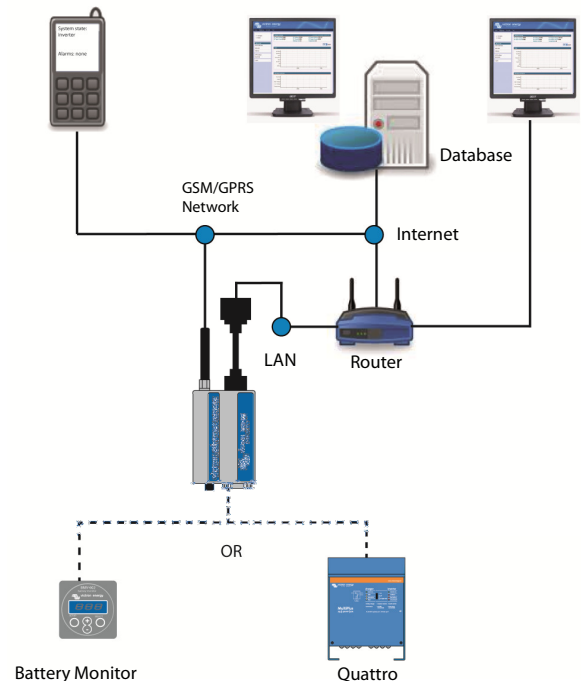
### VRM Online Portal

The information from the VGR and VER is forwarded to our free remote monitoring website: the VRM Online Portal. To get an impression of the VRM Online Portal, visit <https://vrn.victronenergy.com/>, and try our demo. The portal is free of charge.

## Victron Global Remote



## Victron Ethernet Remote



	Victron Global Remote 2	Victron Ethernet Remote
Serial connection (Mk2.2a – included)	Connect VE.Bus Multi/Quattro/Inverter unit/system	
Serial connection (BMV-602 Datalink – not included)	Connect BMV-602 Battery Monitor	
	<b>GENERAL</b>	
Power supply voltage range	5.5 to 32VDC	
Current draw (max.)	0.48A at 5.5VDC	
Current draw (connected to GSM network)	90mA at 12VDC and 50mA at 24 VDC	
Operating temperature range	-30° to 75° C. / -22° to 167° F.	
	<b>ENCLOSURE</b>	
Dimensions VGR Modem (hwxwd)	73 x 54.5 x 25.5 mm / 2.9 x 2.1 x 1 inch	
Weight VGR Modem	89 grams / 3.1 ounces	
Body	Aluminium	
Installation	Two aluminum mounting bridges	
	<b>GSM / GPRS</b>	
GPRS data usage	Depends on usage	
Antenna connection	50 Ohm SMA	
	<b>INCLUDED ACCESSORIES</b>	
GSM antenna	Included	Included
Ethernet attachment	n.a.	Included
Battery cable	With inline fuse	Included
Y-cable for serial and IO Extender connection	Included	Included
Male DB15 to female DB9 cable	Included	Included
MK2 interface	Included	Included
	<b>OPTIONAL ACCESSORIES (NOT INCLUDED, TO BE ORDERED SEPARATELY)</b>	
Global Remote to BMV-60xS conn. kit	Compatible	Compatible
VGR IO Extender	Compatible	Not compatible
Global Remote Antenna	Compatible	Compatible



#### BMV-600S and 602S

The BMV-600S and 602S are our newest high precision battery monitors. The essential function of a battery monitor is to calculate ampere-hours consumed as well as the state of charge of a battery. Ampere-hours consumed are calculated by integrating the current flowing in or out of the battery.



#### Global Remote Antenna

The Global Remote Antenna is an optional accessory to improve the reception of the Victron Global Remote. The Global Remote Antenna replaces the standard antenna that is included with the Global Remote. The antenna is an outdoor 4dBi Gain antenna for stationary usage. A standard 5m low loss coax cable and wall-mount is included.

#### Specifications:

Frequency:	900 (2dBi) / 1800 & 1900-1990 and 1990-2200 and 2400Mhz
Vertically polarized	
Antenna length:	24cm
Antenna diameter:	1,8cm
Impedance:	50 Ω
Connector:	SMA-M connector



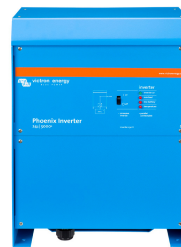
#### Victron Global Remote to BMV-60xS conn. kit

Cable kit required to connect the BMV-60xS and the Victron Global Remote. BMV 60xS Data Link included.



#### MultiPlus Inverter/Charger

The MultiPlus is a powerful true sine wave inverter, a sophisticated battery charger that features adaptive charge technology, and a high-speed AC transfer switch in a single compact enclosure.



#### Phoenix Inverter

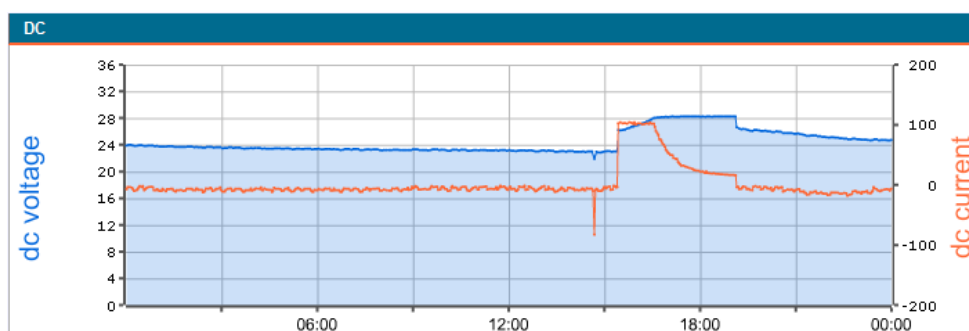
Pure sinewave output, high peak power and high efficiency. Combined high frequency and line frequency technologies ensure the best of both worlds.



#### Quattro Inverter/Charger

The Quattro can be connected to two independent AC sources, for example shore-side power and a generator, or two generators. The Quattro will automatically connect to the active source.

Example of graph available on <https://vrm.victronenergy.com>



**Note** that it is not possible to combine the Global Remote or Ethernet Remote with one of the following products in a VE.Bus system:

- VE.Net to VE.Bus Converter
- Blue Power Panel 2
- Blue Power Panel GX
- VE.Bus to NMEA2000 interface

Combining with the Digital Multi Control, VE.Bus Multi Control or Phoenix Inverter Control is possible.