

Master series



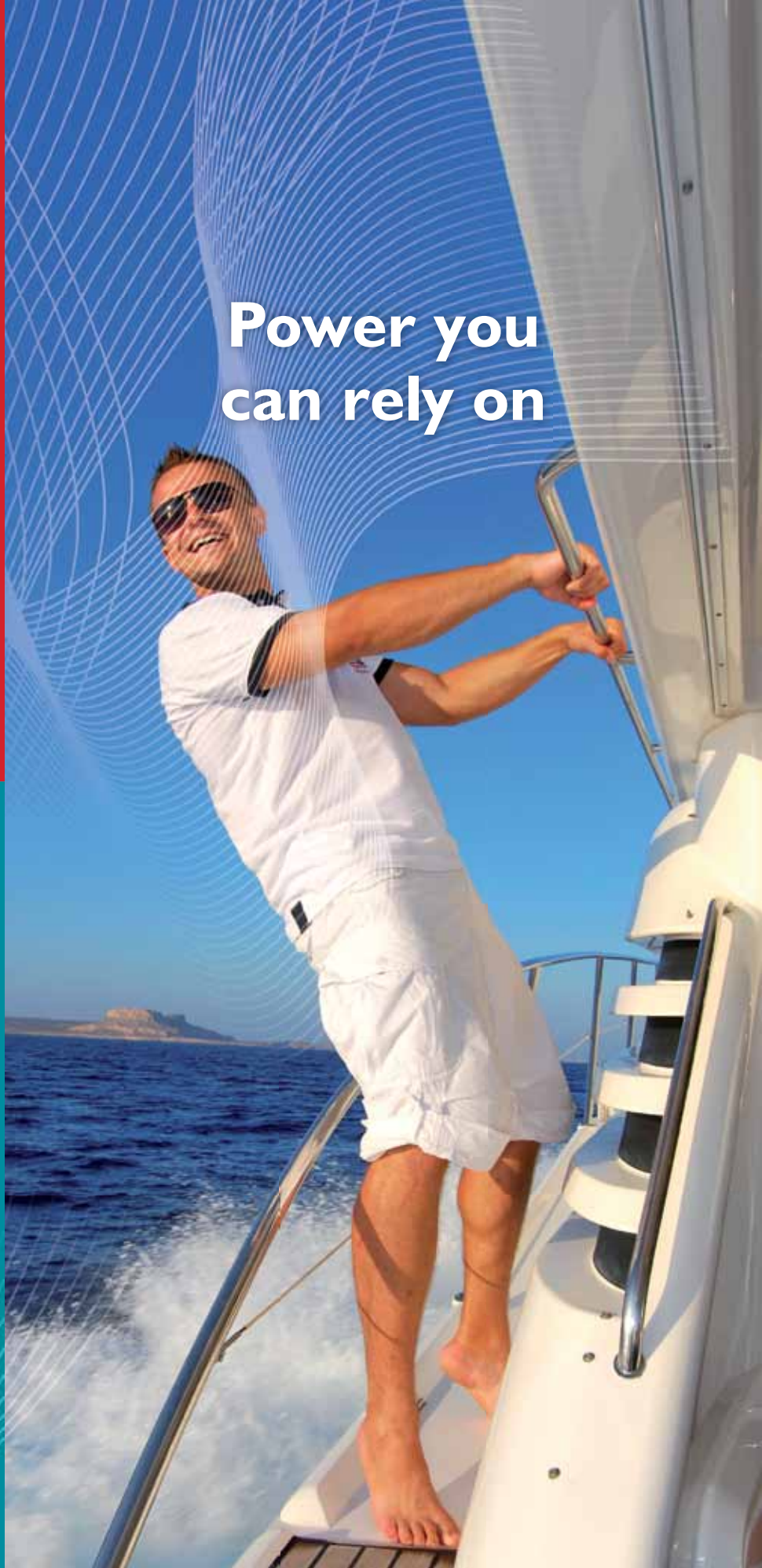
High-quality battery
chargers and inverters

Lightweight

High efficiency

Easy to install

Power you
can rely on



MASTERVOLT
THE POWER TO BE INDEPENDENT

Always on course with Mastervolt...

Mastervolt ensures you an electrical system with no weak links and a dependable and silent power supply. Whether for recreational or professional purposes, with Mastervolt you always have power you can rely on... The power to be independent.

ChargeMaster battery chargers

Make the most of your batteries with the ChargeMaster, plugging in and charging anywhere in the world. Mastervolt's ChargeMaster guarantees fast and complete charging of your batteries no matter where you are. The ChargeMaster can charge multiple battery banks simultaneously thanks to its combined functionality. Moreover, all ChargeMasters can be easily connected to a MasterBus network with only one cable and one connection. You also have the option of central, local or remote monitoring, configuration and control of your system. The ChargeMaster is available in various models to guarantee you the ideal battery charger for any situation and demand.

AC Master sine wave inverters

With a compact, lightweight and silent AC Master you can easily convert the voltage of a 12 or 24 V battery into 230 V/50 Hz AC current the same way you would at home or work. From microwave to hairdryer, DVD player to electrical tools, laptop to flatscreen; the pure sine wave preserves your equipment without disruption, humming or lines on the TV screen, while ensuring a longer lifespan of all connected equipment and saving you the costs of all those adapters.

DC Master DC-DC converters

The required voltage for DC current can vary. Some equipment requires 24 V, while onboard equipment usually requires 12 V. For custom DC current, Mastervolt offers a series of compact and made to measure DC-DC converters for both 12 V and 24 V battery systems that offer stable power with the right current for any connected consumer. There is a wide range of DC Master converters available, including insulated and non-insulated models.



More information?

Contact your nearest dealer or go to www.mastervolt.com

Charging your batteries with every voltage

The Mastervolt ChargeMaster supplies a maximum capacity wherever you are via auto-ranging. Auto-ranging ensures perfect fully automatic operation anywhere in the world, regardless of the available mains voltage (90-265 V AC, 50 or 60 Hz). The 3-step+ charging technology guarantees fast and complete charging, while the cos phi 1 regulation gets the most out of limited generator capacity.



Sturdy connections

Metal-on-metal fitting gives a firm connection, and prevents corrosion or overheating of contact surfaces.



Efficient use of batteries

The high conversion efficiency and automatic no-consumption economy mode ensure a longer lifespan for your batteries.

Charging multiple battery banks

The ChargeMaster series has three equal charge outputs. Those of the smaller ChargeMaster models are pre-installed with two metres of cable for a plug & play solution, while the heavier models have one full output (for example for your service battery) and two outputs of 10 A, ideal for your starter batteries.



High peak loads for start-up

The AC Master sine wave inverters can supply up to 200% capacity for equipment that requires a short boost of extra power when starting up.



Intelligent DC-DC converters

A large benefit of the DC Master models is their two minutes of extra capacity; ideal if you need a short power boost.



Complete package DC Master

All DC Master converters are delivered with mounting bracket, screws and fasteners.

Specifications ChargeMaster



**ChargeMaster
12/10**



**ChargeMaster
12/15-2**



**ChargeMaster
12/25-3**



**ChargeMaster
12/35-3**

Product code	43011000	43011500	44010250	44010350
--------------	----------	----------	----------	----------






GENERAL SPECIFICATIONS

Nominal output voltage	12 V	12 V	12 V	12 V
Total charge current	10 A at 14.25 V	15 A at 14.25 V	25 A at 13.25 V	35 A at 14.4 V
Number of battery outlets	1	2	3	3
Charge current second output	n.a.	15 A	25 A	35 A
Charge current third output	n.a.	n.a.	25 A	35 A
Recommended battery capacity	25-100 Ah	30-150 Ah	50-250 Ah	70-350 Ah
Nominal input voltage	230 V (180-265 V) – 50/60 Hz		120/230 V (90-265 V) – 50/60 Hz	
AC connection	cable + plug	cable + plug	2 mtr AC cable	connector strips
Supplies your system without battery	no	no	yes	yes
Display/read-out	1 LED	1 LED	LED display	LED display
Dimensions, hxxwxd	180x121x50 mm	206x121x50 mm	234x132x60 mm	291x210x131 mm
	7.1x4.8x2 inch	8.1x4.8x2 inch	9.2x5.2x2.4 inch	11.5x8.3x5.2 inch
Weight	1 kg / 2.2 lbs	1 kg / 2.2 lbs	1.8 kg / 4 lbs	4 kg / 9 lbs
Fastening	4x screw	4x screw	4x screw	
Approvals	CE, E-mark, ABYC A-31		CE, E-mark, ABYC A-31, SAE J1171/ISO 8846 ignition protected,	

TECHNICAL SPECIFICATIONS

Charge characteristic**	IUoUo, automatic / 3-step+ for gel/AGM/wet/Lithium Ion			
Charge voltage Bulk (25 °C)***	14.25 V (6 hours)	14.25 V (6 hours)	14.4 V (8 hours)	14.4 V (8 hours)
Charge voltage Absorption (25 °C)***	14.25 V (6 hours)	14.25 V (6 hours)	14.25 V (4 hours)	14.25 V (4 hours)
Charge voltage Float - wet (25 °C)***	13.25 V	13.25 V	13.25 V	13.25 V
Charge voltage Float - gel/AGM (25 °C)***	13.8 V	13.8 V	13.8 V	13.8 V
Temperature compensation	no	no	-30 mV/°C	-30 mV/°C
Voltage compensation	automatic	automatic	automatic	automatic
DC consumption	< 1 mA	< 1 mA	< 2 mA	< 5 mA
Full load consumption (230 V AC)	170 W	250 W	450 W	575 W
Current Control function	no	no	no	yes, via MasterBus
Cos phi	> 0.95	> 0.95	≥ 0.98	≥ 0.98
Temperature range (ambient temp.)	-25 °C to 60 °C, > 40 °C derating		-25 °C to 60 °C, > 25 °C derating	-25 °C to 60 °C, > 40 °C derating
Cooling	natural cooling	maintenance vario fan to ensure optimized cooling		
Sound level	< 30 dbA at 1 mtr	< 52 dbA at 1 mtr	< 52 dbA at 1 mtr	< 52 dbA at 1 mtr
Protection degree	IP65	IP21	IP23	IP23
Protections	over temperature, over load, short circuit, high battery, low battery			
MasterBus compatible	no	no	yes	yes
CSI/DC alarm	no	no	yes, using a Multipurpose Contact Output (product code 77030500)	

OPTIONS

MasterView Read-out (product code 77010050)		n.a.	n.a.	Remote panel for reading the charge status of your battery
MasterView Easy (product code 77010305)		n.a.	n.a.	Touch screen panel for reading charge status, current fold-back
MasterShunt (product code 77020100)		n.a.	n.a.	MasterBus integrated battery monitor, with detailed information and consumption capacity in percentage.
MasterBus USB Interface (product code 77030100)		n.a.	n.a.	Communication port between MasterBus and the USB port on the PC when combined with MasterView System software
Multipurpose Contact Output (product code 77030500)		n.a.	n.a.	MasterBus controllable potential-free contact, with alarm

* At request also available with 90-400 V DC input voltage.

** The charge characteristic can be set to your requirements.

*** The battery charge current can sometimes be specified at 20 °C, so take temperature compensation into account.

See www.mastervolt.com/chargers for detailed specifications, dimension drawings, certificates and manuals.

battery chargers - 12 V



ChargeMaster
12/50-3
44010500



ChargeMaster
12/70-3*
44010700



ChargeMaster
12/100-3*
44011000

12 V	12 V	12 V
50 A at 14.4 V	70 A at 14.4 V	100 A at 14.4 V
3	3	3
50 A	10 A	10 A
50 A	10 A	10 A
100-500 Ah	140-700 Ah	200-1000 Ah
	120/230 V (90-265 V) – 50/60 Hz	
connector strips	connector strips	connector strips
yes	yes	yes
LED display	LCD display	LCD display
291x210x131 mm	362x277x150 mm	362x277x150 mm
11.5x8.3x5.2 inch	14.3x11x5.9 inch	14.3x11x5.9 inch
4 kg / 9 lbs	7 kg / 16 lbs	7 kg / 16 lbs
with supplied mounting bracket or 4x screw for wall mounting or 4x screw for floor installation		
UL incl. marine supplement FCC Class B		

IUoUo, automatic / 3-step+ for gel/AGM/wet/Lithium Ion		
14.4 V (8 hours)	14.4 V (8 hours)	14.4 V (8 hours)
14.25 V (4 hours)	14.25 V (4 hours)	14.25 V (4 hours)
13.25 V	13.25 V	13.25 V
13.8 V	13.8 V	13.8 V
-30 mV/°C	-30 mV/°C	-30 mV/°C
automatic	automatic	automatic
< 5 mA	< 5 mA	< 5 mA
825 W	1200 W	1700 W
yes, via MasterBus	yes, via MasterBus	yes, via MasterBus
≥ 0.98	≥ 0.98	≥ 0.98
	-25 °C to 60 °C, > 40 °C derating	
	maintenance vario fan to ensure optimized cooling	
< 52 dBA at 1 mtr	< 52 dBA at 1 mtr	< 52 dBA at 1 mtr
IP23	IP23	IP23
over temperature, over load, short circuit, high battery, low battery		
yes	yes	yes
	yes, using a Multipurpose Contact Output (product code 77030500)	

charger, including error notifications.

and/or Power Sharing setting.

on the status of your batteries for a optimised charging process, incl. voltage, current, remaining time

of your PC; enables reading and configuration of your MasterBus system
(free to download).

notification on the onboard system (low voltage or no AC), replacement of the CSI alarm contact.

The following models are also available with a WAGO 770-113 connector and 25 cm cable:

- ChargeMaster 12/25-3
- ChargeMaster 12/35-3
- ChargeMaster 12/70-3
- ChargeMaster 12/100-3



Benefits

- 3-Step+ charging technology for fast and complete charging.
- Safe and complete charging due to standard safety features.
- Memory function prevents overcharging in case of an unstable power supply.
- Clear control panel.
- Easy to install.
- Built-in system functionality (MasterBus) in combination with other Mastervolt products.

Specifications ChargeMaster



ChargeMaster

24/6-1

Product code
43020600



ChargeMaster

24/12-3

Product code
44020120



ChargeMaster

24/20-3

Product code
44020200



ChargeMaster

24/30-3

Product code
44020300






GENERAL SPECIFICATIONS

Nominal output voltage	24 V	24 V	24 V	24 V
Total charge current	6 A at 28.5 V	12 A at 26.5 V	20 A at 28.8 V	30 A at 28.8 V
Number of battery outlets	1	3	3	3
Charge current second output	n.a.	12 A	20 A	30 A
Charge current third output	n.a.	12 A	20 A	30 A
Recommended battery capacity	25-70 Ah	24-120 Ah	40-200 Ah	60-300 Ah
Nominal input voltage	230 V (180-265 V) – 50/60 Hz		120/230 V (90-265 V) – 50/60 Hz	
AC connection	socket	2 mtr AC cable	connector strips	connector strips
Supplies your system without battery	no	yes	yes	yes
Display/read-out	1 LED	LED display	LED display	LED display
Dimensions, hxxwxd	180x121x50 mm	234x132x60 mm	291x210x131 mm	291x210x131 mm
	7.1x4.8x2 inch	9.2x5.2x2.4 inch	11.5x8.3x5.2 inch	11.5x8.3x5.2 inch
Weight	1 kg / 2.2 lbs	1.8 kg / 4 lbs	4 kg / 9 lbs	4 kg / 9 lbs
Fastening	4x screw	4x screw		
Approvals	CE, E-mark, ABYC A-31		CE, E-mark, ABYC A-31, SAE J1171/ISO 8846 ignition protected	

TECHNICAL SPECIFICATIONS

Charge characteristic**		IUoUo, automatic / 3-step+ for gel/AGM/wet/Lithium Ion		
Charge voltage Bulk (25 °C)***	28.5 V (6 hours)	28.8 V (8 hours)	28.8 V (8 hours)	28.8 V (8 hours)
Charge voltage Absorption (25 °C)***	28.5 V (6 hours)	28.5 V (4 hours)	28.5 V (4 hours)	28.5 V (4 hours)
Charge voltage Float - wet (25 °C)***	26.5 V	26.5 V	26.5 V	26.5 V
Charge voltage Float - gel/AGM (25 °C)***	27.6 V	27.6 V	27.6 V	27.6 V
Temperature compensation	no	-60 mV/°C	-60 mV/°C	-60 mV/°C
Voltage compensation	automatic	automatic	automatic	automatic
DC consumption	< 1 mA	< 2 mA	< 2.5 mA	< 2.5 mA
Full load consumption (230 V AC)	210 W	435 W	660 W	925 W
Current Control functie	no	no	yes, via MasterBus	yes, via MasterBus
Cos phi	> 0.95	≥ 0.98	≥ 0.98	≥ 0.98
Temperature range (ambient temp.)	-25 °C to 60 °C, > 40 °C derating power	-25 °C to 60 °C, > 25 °C derating power	-25 °C to 60 °C, > 40 °C derating power	
Cooling	natural cooling		maintenance free vario fan for optimal cooling	
Sound level	< 30 dBA at 1 mtr	< 52 dBA at 1 mtr	< 52 dBA at 1 mtr	< 52 dBA at 1 mtr
Protection degree	IP65	IP23	IP23	IP23
Protections		over temperature, over load, short circuit, high battery, low battery		
MasterBus compatible	no	yes	yes	yes
CSI/DC alarm	no		yes, using a Multipurpose Contact Output (product code 77030500)	

OPTIONS

MasterView Read-out (product code 77010050)		n.a.	remote panel for reading the charge status of your battery charger, incl. error notifications
MasterView Easy (product code 77010305)		n.a.	Touch screen panel for reading charge status, current fold-back and/or Power Sharing setting
MasterShunt (product code 77020100)		n.a.	MasterBus integrated battery monitor, with detailed information on the status of your batteries
MasterBus USB Interface (product code 77030100)		n.a.	Communication port between MasterBus and the USB port of your PC; makes possible reading (free to download)
Multipurpose Contact Output (product code 77030500)		n.a.	MasterBus controllable potential-free contact, with alarm notification on the onboard system

* At request also available with 90-400 V DC input voltage.

** The charge characteristic can be set to your requirements.

*** The battery charge current can sometimes be specified at 20 °C, so take temperature compensation into account.

See www.mastervolt.com/chargers for detailed specifications, dimension drawings, certificates and manuals.

battery chargers - 24 V



ChargeMaster
24/40-3*
44020400



ChargeMaster
24/60-3*
44020600



ChargeMaster
24/80-3*
44020800



ChargeMaster
24/100-3*
44021000

24 V	24 V	24 V	24 V
40 A at 28.8 V	60 A at 28.8 V	80 A at 28.8 V	100 A at 28.8 V
3	3	3	3
10 A	10 A	10 A	10 A
10 A	10 A	10 A	10 A
80-400 Ah	120-600 Ah	160-800 Ah	200-1000 Ah
120/230 V (90-265 V) – 50/60 Hz			
connector strips	connector strips	connector strips	connector strips
yes	yes	yes	yes
LCD display	LCD display	LCD display	LCD display
362x277x150 mm	362x277x150 mm	432x277x150 mm	432x277x150 mm
14.3x11x5.9 inch	14.3x11x5.9 inch	17x11x5.9 inch	17x11x5.9 inch
7 kg / 16 lbs	7 kg / 16 lbs	8 kg / 18 lbs	8 kg / 18 lbs
with the supplied mounting bracket or 4x screw for wall mounting or 4x screw for floor installation			
CE, E-mark, ABYC A-31, SAE J1171/ISO 8846 ignition protected			

IUoUo, automatic / 3-step+ for gel/AGM/wet/Lithium Ion			
28.8 V (8 hours)	28.8 V (8 hours)	28.8 V (8 hours)	28.8 V (8 hours)
28.5 V (4 hours)	28.5 V (4 hours)	28.5 V (4 hours)	28.5 V (4 hours)
26.5 V	26.5 V	26.5 V	26.5 V
27.6 V	27.6 V	27.6 V	27.6 V
-60 mV/°C	-60 mV/°C	-60 mV/°C	-60 mV/°C
automatic	automatic	automatic	automatic
< 5 mA	< 5 mA	< 5 mA	< 5 mA
1400 W	2000 W	2700 W	3375 W
yes, via MasterBus	yes, via MasterBus	yes, via MasterBus	yes, via MasterBus
≥ 0.98	≥ 0.98	≥ 0.98	≥ 0.98
-25 °C to 60 °C, > 40 °C derating power			
maintenance free vario fan for optimal cooling			
< 52 dBA at 1 mtr	< 52 dBA at 1 mtr	< 52 dBA at 1 mtr	< 52 dBA at 1 mtr
IP23	IP23	IP23	IP23
over temperature, over load, short circuit, high battery, low battery			
yes	yes	yes	yes
yes, using a Multipurpose Contact Output (product code 77030500)			

remote panel for reading the charge status of your battery charger, including error notifications

Touch screen panel for reading charge status, current fold-back and/or Power Sharing setting

for a optimised charging process, incl. voltage, current, remaining time and consumption capacity in percentage

and configuration of your MasterBus system on the PC when combined with MasterView System software

(low voltage or no AC), replacement of the CSI alarm contact.

The following models are also available with a WAGO 770-113 connector and 25 cm cable:

- ChargeMaster 24/20-3
- ChargeMaster 24/30-3
- ChargeMaster 24/40-3
- ChargeMaster 24/60-3
- ChargeMaster 24/80-3
- ChargeMaster 24/100-3

Specifications AC Master sine wave inverters



**AC Master
12/300**

Product code 230 V (universal socket)

28010300

GENERAL SPECIFICATIONS

Nominal battery voltage	12 V
Minimum battery capacity	≥60 Ah
Output voltage (± 5%)	230 V – 50 Hz (± 0.1%)
Continuous power at 25 °C, cos phi I	300 W
Continuous power at 40 °C, cos phi I	250 W
Peak load	600 W
Output waveform	true sine
Efficiency	90%
AC connection	universal
Display/read out	LED display
Dimensions, hwxwd	210x130x60 mm 8.3x5.1x2.4 inch
Weight	1.16 kg 2.55 lbs
Approvals	CE, E-mark, ABYC A-31

TECHNICAL SPECIFICATIONS

Technology	HF switch mode
Low battery voltage, switches off at	10 V, ± 0.5 V
Low battery voltage, switches on at	11 V, ± 0.5 V
High battery voltage, switches off at	16 V, ± 0.5 V
High battery voltage, switches on at	14.5 V, ± 0.5 V
Max. ripple on DC (battery)	10% RMS
Input current (nominal load)	22.5 A
No load power consumption:	
• 'on' mode (230 V)	0.58 A – 7 W
• standby (scan mode)	0.33 A – 4 W
Minimal DC fuse (slow blow)**	40 A
Minimal cable size	included
Harmonic distortion typical	< 6%
Cos Phi	all power factors allowed
Temperature range (ambient temp.)	-25 °C to 60 °C, > 25 °C derating power
Cooling	natural/forced
Sound level	53 dBA at 1 mtr
Protection degree	IP23
Protections	over temperature, over load, short circuit, high battery, low battery
MasterBus compatible	no

* DC fuse depends on the cable size.

See www.mastervolt.com/inverters for detailed specifications, dimension drawings, certificates and manuals.



AC Master
12/500
28010500



AC Master
24/300
28020300



AC Master
24/500
28020500

12 V	24 V	24 V
≥ 100 Ah	≥ 30 Ah	≥ 50 Ah
230 V – 50 Hz (± 0.1%)	230 V – 50 Hz (± 0.1%)	230 V – 50 Hz (± 0.1%)
500 W	300 W	500 W
400 W	250 W	400 W
800 W	600 W	800 W
true sine	true sine	true sine
90%	91%	91%
universal	universal	universal
LED display	LED display	LED display
210x130x60 mm	210x130x60 mm	210x130x60 mm
8.3x5.1x2.4 inch	8.3x5.1x2.4 inch	8.3x5.1x2.4 inch
1.22 kg	1.16 kg	1.22 kg
2.69 lbs	2.55 lbs	2.69 lbs
CE, E-mark, ABYC A-31	CE, E-mark, ABYC A-31	CE, E-mark, ABYC A-31

HF switch mode	HF switch mode	HF switch mode
10 V, ± 0.5 V	20 V, ± 0.5 V	20 V, ± 0.5 V
11 V, ± 0.5 V	22 V, ± 0.5 V	22 V, ± 0.5 V
16 V, ± 0.5 V	32 V, ± 0.5 V	32 V, ± 0.5 V
14.5 V, ± 0.5 V	29 V, ± 0.5 V	29 V, ± 0.5 V
10% RMS	10% RMS	10% RMS
37.5 A	11 A	19 A

0.58 A – 7 W	0.29 A – 7 W	0.29 A – 7 W
0.33 A – 4 W	0.16 A – 4 W	0.16 A – 4 W
80 A	20 A	40 A
included	included	included
< 6%	< 6%	< 6%

all power factors allowed		
-25 °C to 60 °C, > 25 °C derating power		
natural/forced	natural/forced	natural/forced
53 dBA at 1 mtr	53 dBA at 1 mtr	53 dBA at 1 mtr
IP23	IP23	IP23
over temperature, over load, short circuit, high battery, low battery		
no	no	no



Benefits

- Silent.
- Small & lightweight.
- Universal plug.
- Designed for recreational and semi-professional use.

Specifications DC Master converters



24/12-3A
81400100



24/12-6A
81400200



24/12-12A
81400300



24/12-12A
81400330

Product code

INPUT SPECIFICATIONS

Nominal input voltage	24 V	24 V	24 V	24 V
Input range	20-32 V DC	20-32 V DC	20-32 V DC	20-32 V DC

OUTPUT SPECIFICATIONS

Nominal output voltage	13.6 V	13.6 V	13.6 V	13.6 V
Maximum power	82 W	136 W	245 W	408 W
Nominal power	41 W	82 W	164 W	326 W
Current max. 2 minutes* / continuous	6 A / 3 A	10 A / 6 A	18 A / 12 A	30 A / 24 A
DC consumption	< 10 mA	< 10 mA	< 10 mA	< 10 mA

GENERAL SPECIFICATIONS

Dimensions, hwxwx	67x87x50 mm 2.6x3.4x2 inch	89x87x50 mm 3.5x3.4x2 inch	127x87x50 mm 5x3.4x2 inch	167x87x50 mm 6.6x3.4x2 inch
Weight	225 gr / 0.5 lbs	270 gr / 0.6 lbs	405 gr / 0.9 lbs	635 gr / 1.4 lbs
Approvals	CE, E-mark	CE, E-mark	CE, E-mark	CE, E-mark
Galvanic isolation	no	no	no	no
Stabilised	yes	yes	yes	yes
Connections input/output	fast-on	fast-on	fast-on	fast-on
Temperature range (ambient temp.)	_____	-25 °C to 80 °C, > 30 C derating power	_____	_____
Cooling	natural cooling	natural cooling	natural cooling	natural cooling
Sound level	< 30 dBA at 1 mtr	<30 dBA at 1 mtr	< 30 dBA at 1 mtr	<30 dBA at 1 mtr
Protection degree	IP53	IP53	IP53	IP53

* Two minutes of extra power for short power boosts.



12/12-3A
81500600



12/12-6A
81500700



24/12-3A
81500100



24/12-6A
81500200

Product code

INPUT SPECIFICATIONS

Nominal input voltage	12 V	12 V	24 V	24 V
Input range	20-32 V DC	20-32 V DC	20-32 V DC	20-32 V DC

OUTPUT SPECIFICATIONS

Nominal output voltage	13.6 V	13.6 V	13.6 V	13.6 V
Maximum power	54 W	108 W	82 W	136 W
Nominal power	41 W	81 W	41 W	82 W
Current max. 2 minutes* / continuous	4 A / 3 A	8 A / 6 A	6 A / 3 A	10 A / 6 A
DC consumption	< 100 mA	< 100 mA	< 10 mA	< 10 mA

GENERAL SPECIFICATIONS

Dimensions, hwxwx	89x87x50 mm 3.5x3.4x2 inch	217x87x50 mm 8.5x3.4x2 inch	89x87x50 mm 3.5x3.4x2 inch	127x87x50 mm 5x3.4x2 inch
Weight	290 gr / 0.6 lbs	820 gr / 1.8 lbs	290 gr / 0.6 lbs	410 gr / 0.9 lbs
Approvals	CE, E-mark	CE, E-mark	CE, E-mark	CE, E-mark
Galvanic isolation	yes	yes	yes	yes
Stabilised	yes	yes	yes	yes
Connections input/output	fast-on	fast-on	fast-on	fast-on
Temperature range (ambient temp.)	_____	-25 °C to 80 °C, > 30 C derating power	_____	_____
Cooling	natural cooling	natural cooling	natural cooling	natural cooling
Sound level	< 30 dBA at 1 mtr	< 30 dBA at 1 mtr	< 30 dBA at 1 mtr	< 30 dBA at 1 mtr
Protection degree	IP53	IP53	IP53	IP53

See www.mastervolt.com/dcdc-converters for detailed specifications, dimension drawings, certificates and manuals.

no picture available yet



24/12-50A
81400350

12/24-3A
81400400

12/24-7A
81400500

48/12-6A
81400600

48/12-9A
81400700

48/12-20A
81400800

24 V
20-32 V DC

12 V
10-15.5 V DC

12 V
10-15.5 V DC

48 V
40-62 V DC

48 V
40-62 V DC

48 V
40-62 V DC

13.6 V

27.2 V

27.2 V

13.6 V

13.6 V

13.6 V

720 W

109 W

245 W

109 W

132 W

326 W

500 W

82 W

191 W

82 W

108 W

272 W

60 A / 50 A

4 A / 3 A

9 A / 7 A

8 A / 6 A

11 A / 9 A

24 A / 20 A

< 10 mA

< 110 mA

< 120 mA

< 15 mA

< 15 mA

< 15 mA

300x76x110 mm

89x87x50 mm

167x87x50 mm

89x87x50 mm

127x87x50 mm

217x87x50 mm

11.8x3x4.3 inch

3.5x3.4x2 inch

6.6x3.4x2 inch

3.5x3.4x2 inch

5x3.4x2 inch

8.5x3.4x2 inch

1.2 kg / 2.6 lbs

290 gr / 0.6 lbs

610 gr / 1.3 lbs

415 gr / 0.9 lbs

415 gr / 0.9 lbs

765 gr / 0.9 lbs

CE, E-mark

CE, E-mark

CE, E-mark

CE, E-mark

CE, E-mark

CE, E-mark

no

no

no

no

no

no

yes

yes

yes

yes

yes

yes

fast-on

fast-on

fast-on

fast-on

fast-on

fast-on

-25 °C to 80 °C, > 30 C derating power

natural cooling

natural cooling

natural cooling

natural cooling

natural cooling

natural cooling

< 30 dBA at 1 mtr

< 30 dBA at 1 mtr

< 30 dBA at 1 mtr

< 30 dBA at 1 mtr

< 30 dBA at 1 mtr

< 30 dBA at 1 mtr

IP53

IP53

IP53

IP53

IP53

IP53



24/12-12A
81500300

24/12-24A
81500350

24/24-3A
81500400

24/24-7A
81500500

24 V
20-32 V DC

24 V
20-32 V DC

24 V
20-32 V DC

24 V
20-32 V DC

13.6 V

13.6 V

27.2 V

27.2 V

245 W

408 W

109 W

245 W

164 W

326 W

82 W

191 W

18 A / 12 A

24 A / 30 A

4 A / 3 A

9 A / 7 A

< 10 mA

< 10 mA

< 25 mA

< 25 mA

167x87x50 mm

217x87x50 mm

127x87x50 mm

217x87x50 mm

6.6x3.4x2 inch

8.5x3.4x2 inch

5x3.4x2 inch

8.5x3.4x2 inch

590 gr / 1.3 lbs

850 gr / 1.9 lbs

590 gr / 1.3 lbs

820 gr / 1.8 lbs

CE, E-mark

CE, E-mark

CE, E-mark

CE, E-mark

yes

yes

yes

yes

yes

yes

yes

yes

fast-on

fast-on

fast-on

fast-on

-25 °C to 80 °C, > 30 C derating power

natural cooling

natural cooling

natural cooling

natural cooling

< 30 dBA at 1 mtr

< 30 dBA at 1 mtr

< 30 dBA at 1 mtr

< 30 dBA at 1 mtr

IP53

IP53

IP53

IP53

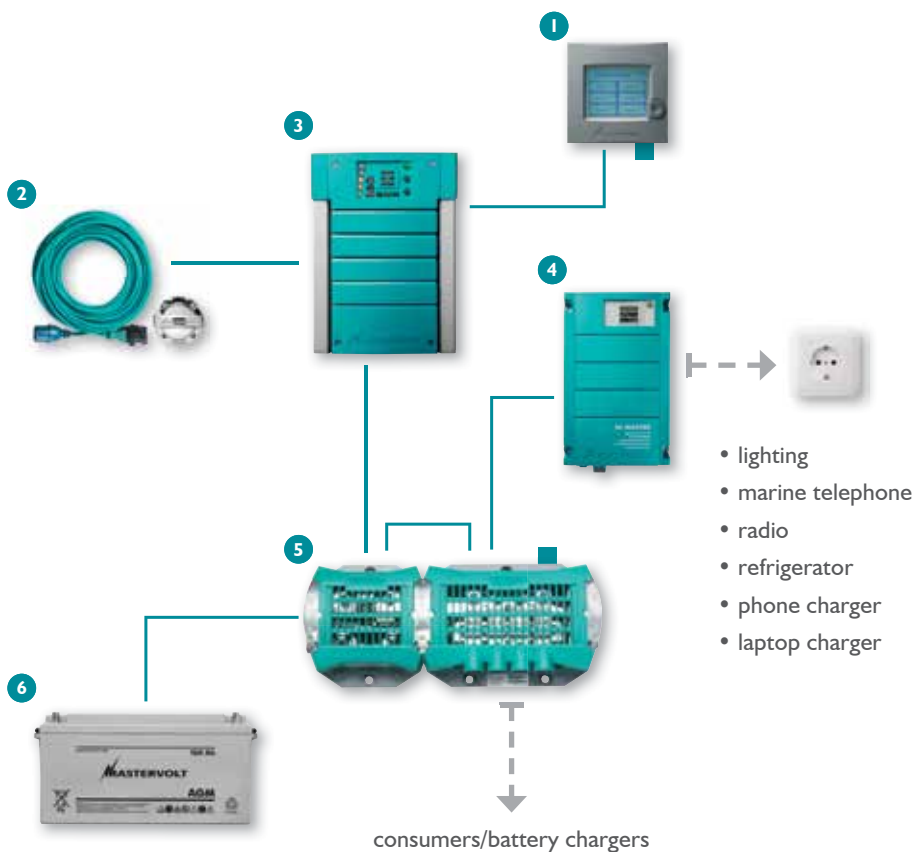
Benefits

- Recreational and semi-professional use.
- Easy to install using included mounting bracket, screws and fasteners.
- Smart electronics mean no unnecessary heat generation.
- Continuous output.
- Insulated and non-insulated models available.
- Two minutes of extra power for short power boosts.
- Excellent price/performance ratio.

Everything under control with a MasterBus system



- 1 MasterView Easy control panel.
- 2 Shore power connection.
- 3 ChargeMaster battery charger.
- 4 AC Master sine wave inverter.
- 5 MasterShunt + DC Distribution.
- 6 AGM service battery.



Mastervolt BV
Snijdersbergweg 93
1105 AN Amsterdam ZO
The Netherlands
T +31 (0)20 34 22 100
F +31 (0)20 34 22 169
E info@mastervolt.com



More information? See

www.mastervolt.com